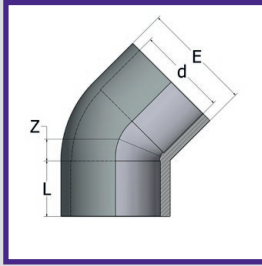
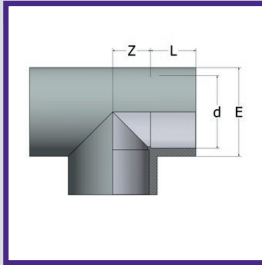


## 45° ELBOW



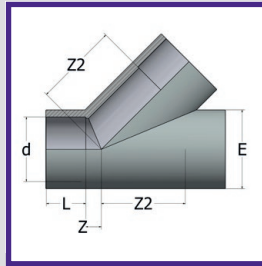
d	PART NO	L	Z	E	Wt (g)	Box
1/2"	011.041.02	16	5.5	28	12	700
3/4"	011.041.03	19	6	34	18	450
1"	011.041.04	22	8	42	31	250
1 1/4"	011.041.05	26	10	51	44	150
1 1/2"	011.041.06	31	12	61	94	170
2"	011.041.07	38	15	75	161	90
2 1/2"	011.041.08	44	18	88	233	50
3"	011.041.09	51	21	106	376	30
4"	011.041.10	61	25	130	557	16
5"	011.041.11	76	32	164	1230	6
6"	011.041.12	86	36	197	2330	4
8"	011.041.13	119	49	258	4600	26

## EQUAL TEE



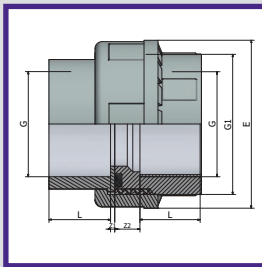
d	PART NO	L	Z	E	Wt (g)	Box
1/2"	011.061.02	16	11	27.5	16	500
3/4"	011.061.03	19	14	33.5	26	280
1"	011.061.04	22	17	42	47	150
1 1/4"	011.061.05	26	21	51	76	80
1 1/2"	011.061.06	31	26	61	153	90
2"	011.061.07	38	33	75	274	50
2 1/2"	011.061.08	44	39	89	373	32
3"	011.061.09	51	47	106	630	20
4"	011.061.10	61	57	132	1083	9
5"	011.061.11	76	71	162.5	1917	4
6"	011.061.12	88	85	198	3720	3
8"	011.061.13	119	114	258	8350	15

## Y PIECE / 45° TEE



d	PART NO	L	Z	Z2	E	Wt (g)	Box
1/2"	011.071.02	16	7	29	27.5	22	180
3/4"	011.071.03	19	7	36	33.5	38	90
1"	011.071.04	22	8	44	42	71	50
1 1/4"	011.071.05	26	10	54	50.5	115	50
1 1/2"	011.071.06	31	12	65	61	219	35
2"	011.071.07	38	14	80	74.5	397	18

## UNION



G	PART NO	L	Z1	Z2	G1	E	Wt (g)	Box
1/2"	011.021.02	16	3	10	1"	42	31	180
3/4"	011.021.03	19	3	10	1 1/4"	52	50	220
1"	011.021.04	22	3	10	1 1/2"	59	68	150
1 1/4"	011.021.05	26	3	12	2"	72	115	80
1 1/2"	011.021.06	31	3	14	2 1/4"	79	154	120
2"	011.021.07	38	3	18	2 3/4"	96	270	60
2 1/2"*	011.021.08	44	3	18	3 1/2"	119	435	35
3"*	011.021.09	51	5	18	4"	134	582	24
4"*	011.021.10	61	5	18	5"	163	862	12

\* PN10 RATED