

Sod Cup Kit

Invisible Rotor Integration

Enhance the overall appearance of your course while eliminating potential rotor interference with Rain Bird® Sod Cup Kit. Designed to allow turf growth directly on top of the head, the Sod Cup Kit can be easily installed on existing Rain Bird rotors to reduce their visibility for seamless turf presentation with improved playability.



Improve Course Playability

Reduce the risk of rotors negatively impacting play on closely mowed approaches and around the green areas.

Enhance Course Appearance

Turf growth directly on top of rotors makes them practically invisible, creating a seamless course appearance.

Optimize Operational Efficiencies

Reduce time spent trimming around rotors while retaining the benefits of top serviceability and timeless compatibility.

RAIN BIRD®

Sod Cup Kit



Improve Course Playability and Enhance Appearance

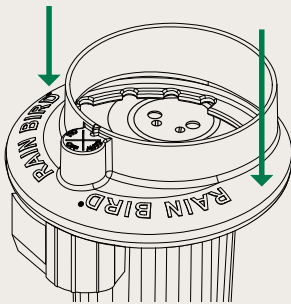
- Easily grow turf directly on top of rotors.
- Create seamless approaches and green surface for improved playing conditions.
- Eliminate potential interference with play.



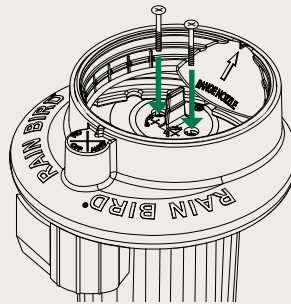
Optimize Operational Efficiencies

- Compatible with Rain Bird® 551 and 700/751 Series Golf Rotors.
- Easy to install.
- Eliminate the need to trim around rotors.
- Rotors remain top serviceable and timelessly compatible.

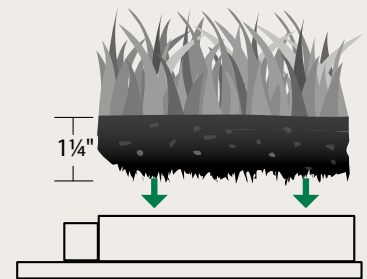
Easy to Install on Existing Valve-in-Head Rain Bird Rotors



1. Align wide tab on flange cover with wide space on case and press flange cover onto case.



2. Align the adjustment ports on sod cup with the adjustment screws on rotor. Place sod cup on top of rotor and secure with screws.



3. Using a standard golf-hole cutter, cut a sod plug. Place small slice in the center of the plug to accept the pull up tab. Install sod into cup and press firmly into place.

NOTE: While the sod cup kit can be used in areas where the grass cut length is more than 1 1/2 inches, the distribution uniformity may be slightly affected. For the sod to remain green, the sod plug should be regularly monitored for soil moisture level.



rainbird.com

® Registered trademark of Rain Bird Corporation

© 2018 Rain Bird Corporation 11/18

D37415