

## Xeri-Bug™ with Check Valve

### Point-Source Emitters for Drip Irrigation

#### Applications

Xeri-Bug™ with Check Valve (XBCV) is a pressure-compensating emitter that is the ideal choice for many irrigation applications that want to conserve water. XBCV prevents drainage by holding back 10 feet (3 m) of water—the highest in the industry.

This feature can be utilized in any drip installation, but becomes especially beneficial on elevated zones, slopes, raised potted plants, green roofs/walls, golf landscaping, green houses and nurseries.

#### Features

##### Efficient Water Usage

- With 10 feet (3 m) of hold-back power, XBCV eliminates low-point drainage and provides uniform irrigation throughout the zone.
- Strong check-valve protection helps conserve water by eliminating low-point drainage and flooding. In a standard 500-foot (152 m) line with ½" (13 mm) internal diameter, 20 gallons (76 L) of water is held in the line instead of draining out.
- In a zone that has a 10-foot (3 m) elevation change, only one zone is needed for the XBCV. Fewer zones allow you to save money on valves and time on installation.

##### Holds Prime in the Line

- Designed to hold prime in the line, these emitters immediately begin irrigation and reduce cycle times.
- By holding prime when the system is turned off, XBCV prevents particles from clogging the emitter—a problem when a system drains and siphons soiled water.
- Holding prime in the line reduces calcium build-up and extends the life of the emitter.

#### All-in-One Design

- With its comprehensive capabilities, the XBCV can be taken to any jobsite. It's the only emitter you need to stock, carry and install, simplifying point-source drip jobs.

#### Pressure Compensating

- A pressure-compensating design offers a consistent flow from 15 to 50 psi (1.0 to 3.5 bar).
- XBCV delivers the same amount of water from the first emitter in the line to the last.

#### Self Cleaning

- A self-flushing action cleans the emitters every time the system turns on and off, reducing maintenance and extending the life of the emitter.

#### Self-Piercing Barb

- Self-piercing models feature barbs that eliminate the need for a hole-punching tool, making installation easier.

#### Risers and Adapters

- Models with 10-32 threaded ends can quickly connect to risers or adapters.

#### Compact Design

- With a diameter less than a dime, the emitter is unobtrusive and easily hidden.

#### Operating Range

- **Opening Pressure:** 15 psi (1.0 bar)
- **Pressure:** 15 to 50 psi (1.0 to 3.5 bar)
- **Flow Rates:** 0.5 to 2.0 gph (1.9 to 7.6 lph)
- **Filtration Requirement:** 150 mesh (75 micron)



Industry-Leading  
Check Valves



#### Models

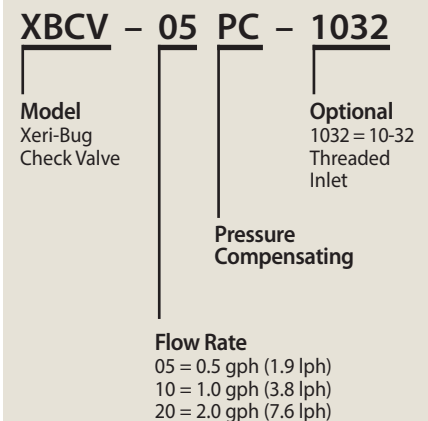
##### Self-Piercing Barb Inlet x Barb Outlet

- XBCV-05PC: Blue, 0.5 gph (1.9 lph)
- XBCV-10PC: Black, 1.0 gph (3.8 lph)
- XBCV-20PC: Red, 2.0 gph (7.6 lph)

##### 10-32 Threaded Inlet x Barb Outlet

- XBCV-05PC-1032: Blue, 0.5 gph (1.9 lph)
- XBCV-10PC-1032: Black, 1.0 gph (3.8 lph)
- XBCV-20PC-1032: Red, 2.0 gph (7.6 lph)

#### How to Specify



## Specifications

The Xeri-Bug™ with Check Valve (XBCV) shall have a 4.3 psi (0.3 bar) check valve that will hold back 10 feet (3 m) of water.

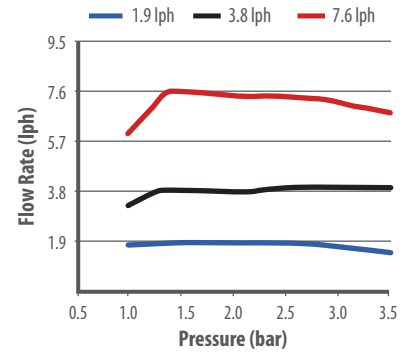
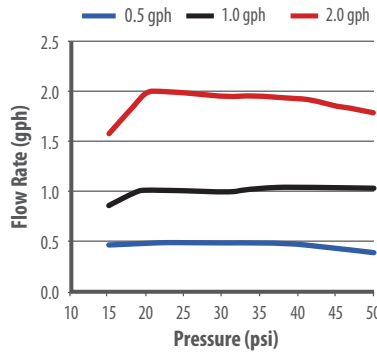
They require filtration of 150 mesh (75 micron).

They shall be pressure compensating. The models shall flow at 0.5 gph (1.9 lph), 1.0 gph (3.8 lph), and 2.0 gph (7.6 lph) when inlet pressure is between 15 to 50 psi (1.0 to 3.5 bar).

The XBCV emitters shall be manufactured by Rain Bird Corporation in Azusa, California.

## Pressure Compensating

Xeri-Bug™ Emitters with Check Valve maintain a consistent flow rate from 15 to 50 psi (1.0 to 3.5 bar).



## Available Models

### Self-Piercing Barb Inlet x Barb Outlet



### 10-32 Threaded Inlet x Barb Outlet



Model	XBCV-05PC	XBCV-10PC	XBCV-20PC	XBCV-05PC-1032	XBCV-10PC-1032	XBCV-20PC-1032
Flow Rate	0.5 gph (1.9 lph)	1.0 gph (3.8 lph)	2.0 gph (7.6 lph)	0.5 gph (1.9 lph)	1.0 gph (3.8 lph)	2.0 gph (7.6 lph)
Pressure Range	15 – 50 psi (1.0 to 3.5 bar)			15 – 50 psi (1.0 to 3.5 bar)		
Pressure Compensating	Consistent Flow Rate from 15 to 50 psi (1.0 to 3.5 bar)			Consistent Flow Rate from 15 to 50 psi (1.0 to 3.5 bar)		
Required Filtration	150 mesh (100 micron)			150 mesh (100 micron)		
Internal Check Valve	4.3 psi (0.3 bar) check valve holds up to 10' (3 m) of water			4.3 psi (0.3 bar) check valve holds up to 10' (3 m) of water		
Anti-Siphoning	✓	✓	✓	✓	✓	✓
Self Cleaning	✓	✓	✓	✓	✓	✓
<b>BAG QUANTITY</b>	<b>ORDER NUMBER</b>			<b>ORDER NUMBER</b>		
25 per Bag	XBCV05PC	XBCV10PC	XBCV20PC	XBCV05PC1032	XBCV10PC1032	XBCV20PC1032
100 per Bag	XBCV05PCBULK	XBCV10PCBULK	XBCV20PCBULK	—	—	—

**Rain Bird Corporation**  
6991 East Southpoint Road  
Tucson, AZ 85756  
Phone: (520) 741-6100  
Fax: (520) 741-6522

**Rain Bird Corporation**  
970 West Sierra Madre Avenue  
Azusa, CA 91702  
Phone: (626) 812-3400  
Fax: (626) 812-3411

**Rain Bird International, Inc.**  
1000 West Sierra Madre Ave  
Azusa, CA 91702  
Phone: (626) 963-9311  
Fax: (626) 852-7343

**Rain Bird Technical Services**  
(800) RAINBIRD (1-800-724-6247) (U.S. & Canada)

The Intelligent Use of Water™  
[www.rainbird.com](http://www.rainbird.com)