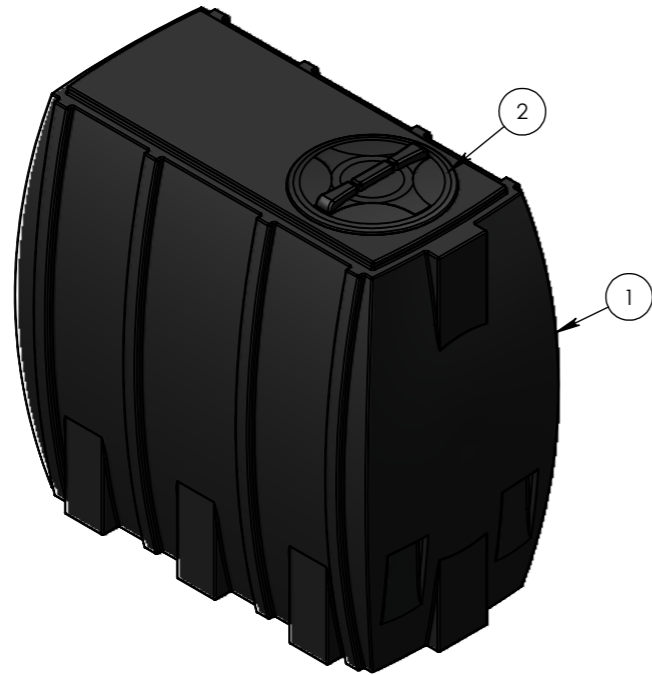
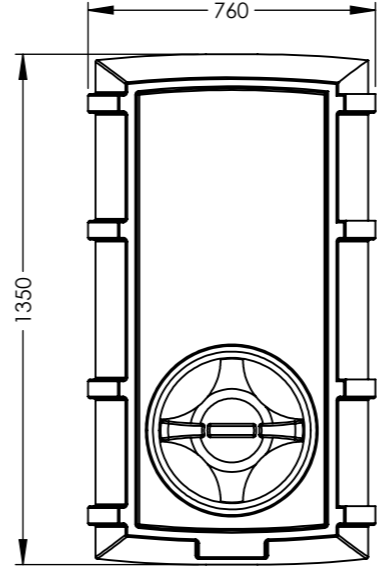


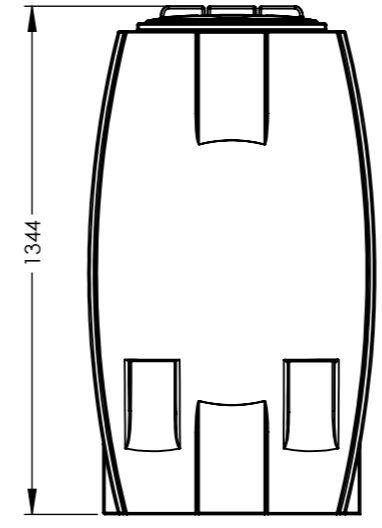
ITEM NO.	PART NUMBER	DESCRIPTION	QTY.
1	171310	1000L SLIMLINE TANK	1
2	135342	Ø455 SCREW LID & RIM	1



LEFT ISO VIEW



PLAN VIEW



FRONT VIEW

DESIGN DATA

DESIGN PRESSURE: ATMOSPHERIC	MAXIMUM CAPACITY (LTRS):
DESIGN TEMPERATURE: 40°C	WORKING CAPACITY (LTRS): L
WORKING PRESSURE: ATMOSPHERIC	APPROX. WEIGHT FULL (KGS): 1190
WORKING TEMPERATURE: 40°C	APPROX. WEIGHT EMPTY (KGS): 60
MOULDED LIFTING LUGS: 4 - 0°, 90°, 180° & 270°	
METHOD OF SUPPORT: FIRM, FLAT, FULLY SUPPORTING BASE OF CONCRETE OR OTHER SUITABLE MATEREAL	

MATERIAL DATA

MATERIALS OF CONSTRUCTION:  
 MATRIX REVOLVE N-307. REVOLVE IS A HIGH DENSITY (0.939 g/cm3), LOW MELT (3.5 g/ 10 min) HEXENE POLYETHYLENE GRADE FOR ROTOMOULDING. THE GRADE IS FULLY PROTECTED AGAINST THERMAL AND LIGHT DEGRADATION: N-307 IS UV10 STABILISED.

INSPECTION AND TESTING

WORKS TEST: ALL TANKS ARE THICKNESS TESTED BY ULTRASOUND AFTER DEMOULD IN ADDITION AIR SUPPORTED LEAK TEST ARE CARRIED OUT ON FLANGE LINES.

NOTE SECTION

	NAME	SIGNATURE	DATE
DRAWN	LC	L.Crane	03/08/2021
CHECKED			

UNLESS OTHERWISE SPECIFIED:  
 DIMENSIONS ARE IN MILLIMETERS  
 SURFACE FINISH: MDPE  
 TOLERANCES: ±3%

3RD ANGLE PROJECTION

DO NOT SCALE DRAWING      REVISION: C

**ENDURAMAXX®**  
 FLUID MANAGEMENT INNOVATION

DWG TITLE:  
 1000L SLIMLINE TANK

DWG NO: 171310-1000-RECTANGULAR      A3  
 SCALE: 1:20      SHEET 1 OF 1