

| Qty. | Description |
|------|-------------|
|------|-------------|

|   |          |
|---|----------|
| 1 | SP 5A-21 |
|---|----------|



**Note! Product picture may differ from actual product**

Product No.: On request

Submersible borehole pump, suitable for pumping clean water. Can be installed vertically or horizontally. All steel components are made in stainless steel, EN 1.4301 (AISI 304), that ensures high corrosive resistance. This pump carries drinking water approval.

The pump is fitted with a 2.2 kW MS4000 motor with sand shield, mechanical shaft seal, water-lubricated journal bearings and a volume compensating diaphragm. The motor is a canned type submersible motor offering good mechanical stability and high efficiency. Suitable for temperatures up to 40 °C.

The motor is not fitted with a temperature sensor. If temperature monitoring is desired, a Pt1000 sensor can be fitted.

The motor is for direct-on-line starting (DOL).

### Further product details

The pump is suitable for applications similar to the following:

- raw-water supply
- irrigation
- groundwater lowering
- pressure boosting
- fountain applications.

The Grundfos SP pump is renowned for its high efficiency and already complies with the requirements of the Minimum Efficiency Index, and therefore Grundfos is amongst the best in class within submersible pumps.



### Pump

All pump surfaces that are in contact with pumped liquids are made in stainless steel which makes them corrosion- and wear-resistant. The corrosion diagram below shows the capabilities of the pump and motor in relation to the temperature in Celsius (y-axis) and the concentration of chloride in ppm (x-axis).



The elastomer parts in the pump are made of NBR (Nitrile-Butadiene Rubber) and TPU (Thermoplastic Poly-Urethane) which offers good wear resistance and long service intervals.

The suction interconnector is fitted with a strainer to prevent large particles from entering the pump. The suction interconnector is designed to comply with NEMA standards for motor mounting/dimensions.

### Motor

The stator is hermetically encapsulated in stainless steel and the windings are embedded in polymer compound. This results in high mechanical stability, optimum cooling and reduces the risk of short circuits in the windings.

The shaft seal is a tungsten carbide/ceramic replaceable mechanical shaft seal. The material combination provides optimum sealing, resistance and long life. Together with the shaft seal housing, the sand shield forms a labyrinth seal, which during normal operating conditions prevents penetration of sand particles into the shaft seal.

The motor can be fitted with a Pt100 or Pt1000 sensor that together with a control unit ensures that the maximum operating temperature conditions are not exceeded.

### Liquid:

Pumped liquid: Water  
 Maximum liquid temperature: 40 °C  
 Max liquid t at 0.15 m/sec: 40 °C  
 Selected liquid temperature: 20 °C  
 Density: 998.2 kg/m<sup>3</sup>

### Technical:

Pump speed on which pump data are based: 2900 rpm  
 Rated flow: 5 m<sup>3</sup>/h  
 Rated head: 86 m  
 Shaft seal for motor: HM/CER  
 Approvals on nameplate: CE,EAC  
 Curve tolerance: ISO9906:2012 3B  
 Motor version: T40  
 Specification for shaft end: SPLINE

### Materials:

Pump: Stainless steel  
 EN 1.4301  
 AISI AISI 304  
 Impeller: Stainless steel  
 EN 1.4301  
 AISI AISI 304  
 Motor: Stainless steel  
 DIN W.-Nr. 1.4301  
 AISI 304

### Installation:

Pump outlet: Rp1 1/2  
 Motor diameter: 4 inch

| Qty. | Description |
|------|-------------|
|------|-------------|

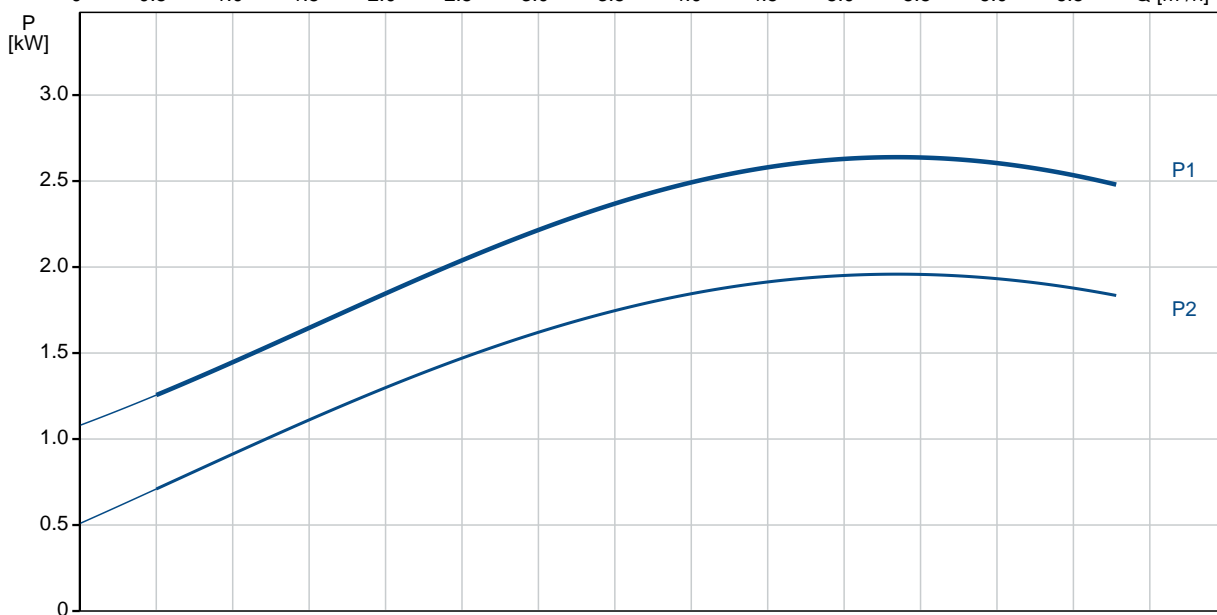
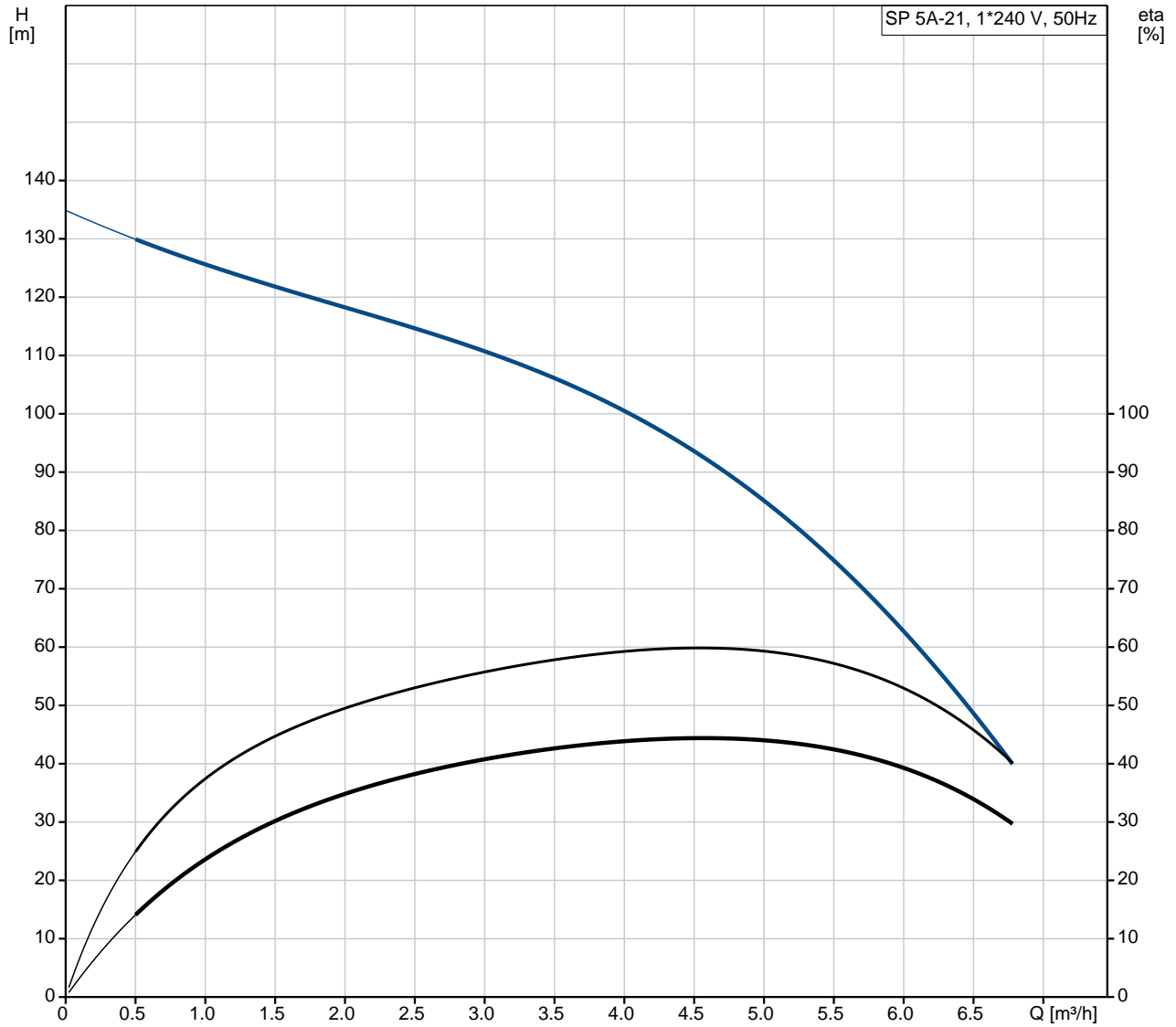
Electrical data:

|                              |                |
|------------------------------|----------------|
| Motor type:                  | MS4000         |
| Motor type 1-phase:          | CSCR           |
| Rated power - P2:            | 2.2 kW         |
| Power (P2) required by pump: | 2.2 kW         |
| Mains frequency:             | 50 Hz          |
| Rated voltage:               | 1 x 240 V      |
| Rated current:               | 13.2 A         |
| Starting current:            | 610 %          |
| Cos phi - power factor:      | 0.96           |
| Rated speed:                 | 2870 rpm       |
| Start. method:               | direct-on-line |
| Enclosure class (IEC 34-5):  | IP68           |
| Insulation class (IEC 85):   | F              |
| Built-in temp. transmitter:  | no             |
| Motor No:                    | 79244507       |

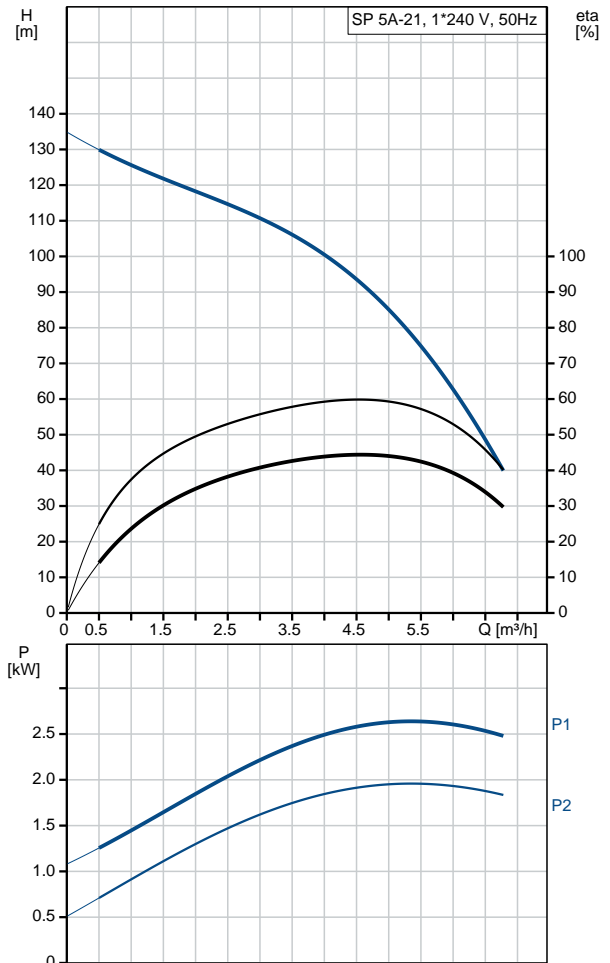
Others:

|   |                      |
|---|----------------------|
| Minimum efficiency index, MEI $\eta_{\text{min}}$ : | 0.50                 |
| ErP status:   | EuP Standalone/Prod. |
| Net weight:   | 27.4 kg              |
| Gross weight:                                       | 29.2 kg              |
| Shipping volume:                                    | 21.7 m <sup>3</sup>  |

## On request SP 5A-21 50 Hz



| Description                              | Value                   |
|--|-------------------------|
| <b>General information:</b>              |                         |
| Product name:                            | SP 5A-21                |
| Product No:                              | On request              |
| EAN number:                              | On request              |
| Price:                                   |                         |
| <b>Technical:</b>                        |                         |
| Pump speed on which pump data are based: | 2900 rpm                |
| Rated flow:                              | 5 m <sup>3</sup> /h     |
| Rated head:                              | 86 m                    |
| Stages:                                  | 21                      |
| Impeller reduc.:                         | NONE                    |
| Shaft seal for motor:                    | HM/CER                  |
| Approvals on nameplate:                  | CE,EAC                  |
| Curve tolerance:                         | ISO9906:2012 3B         |
| Model:                                   | A                       |
| Valve:                                   | YES                     |
| Motor version:                           | T40                     |
| Specification for shaft end:             | SPLINE                  |
| <b>Materials:</b>                        |                         |
| Pump:                                    | Stainless steel         |
| Pump:                                    | EN 1.4301               |
| Pump:                                    | AISI AISI 304           |
| Impeller:                                | Stainless steel         |
| Impeller:                                | EN 1.4301               |
| Impeller:                                | AISI AISI 304           |
| Motor:                                   | Stainless steel         |
| Motor:                                   | DIN W.-Nr. 1.4301       |
| Motor:                                   | AISI 304                |
| <b>Installation:</b>                     |                         |
| Pump outlet:                             | Rp1 1/2                 |
| Motor diameter:                          | 4 inch                  |
| <b>Liquid:</b>                           |                         |
| Pumped liquid:                           | Water                   |
| Maximum liquid temperature:              | 40 °C                   |
| Max liquid t at 0.15 m/sec:              | 40 °C                   |
| Selected liquid temperature:             | 20 °C                   |
| Density:                                 | 998.2 kg/m <sup>3</sup> |
| <b>Electrical data:</b>                  |                         |
| Motor type:                              | MS4000                  |
| Motor type 1-phase:                      | CSCR                    |
| Applic. motor:                           | GRUNDFOS                |
| Rated power - P2:                        | 2.2 kW                  |
| Power (P2) required by pump:             | 2.2 kW                  |
| Mains frequency:                         | 50 Hz                   |
| Rated voltage:                           | 1 x 240 V               |
| Rated current:                           | 13.2 A                  |
| Starting current:                        | 610 %                   |
| Cos phi - power factor:                  | 0.96                    |
| Rated speed:                             | 2870 rpm                |
| Start. method:                           | direct-on-line          |
| Enclosure class (IEC 34-5):              | IP68                    |
| Insulation class (IEC 85):               | F                       |
| Motor protec:                            | NONE                    |
| Thermal protec:                          | external                |
| Built-in temp. transmitter:              | no                      |
| Motor No:                                | 79244507                |
| <b>Others:</b>                           |                         |





Company name:

Created by:

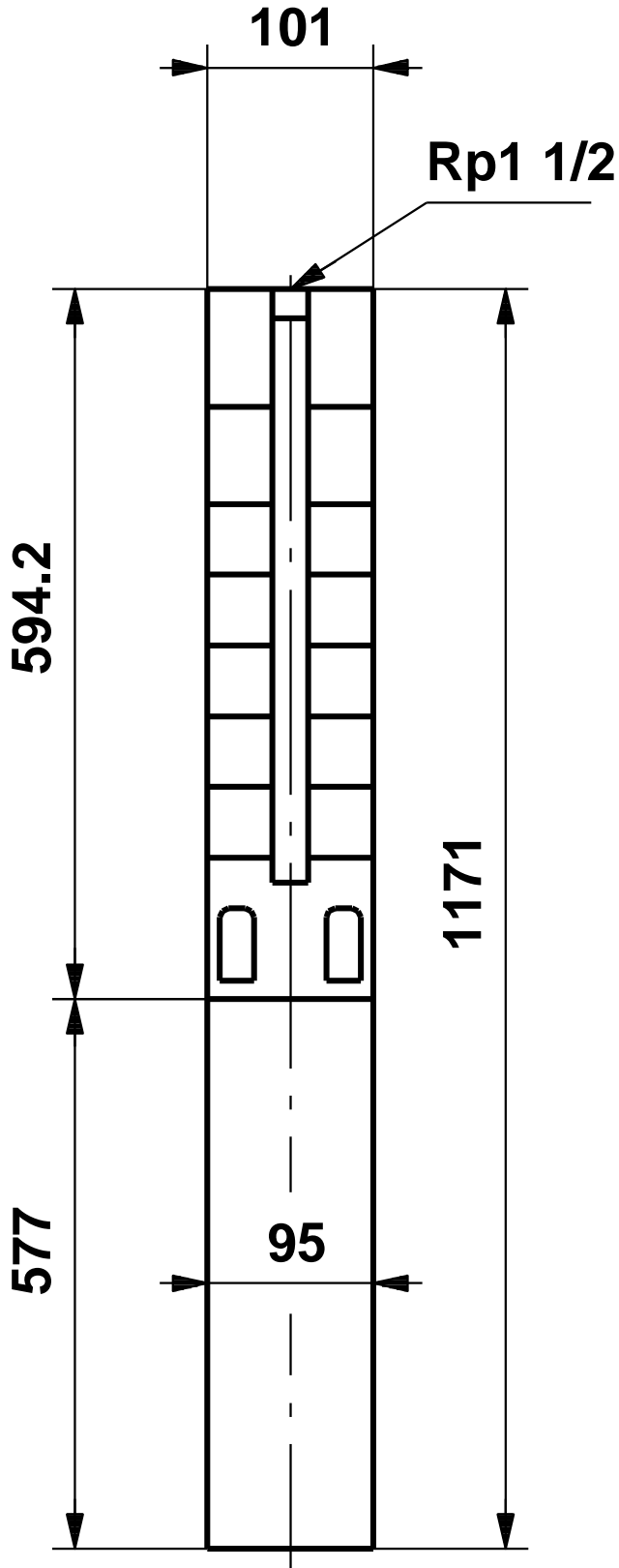
Phone:

Date:

19/01/2021

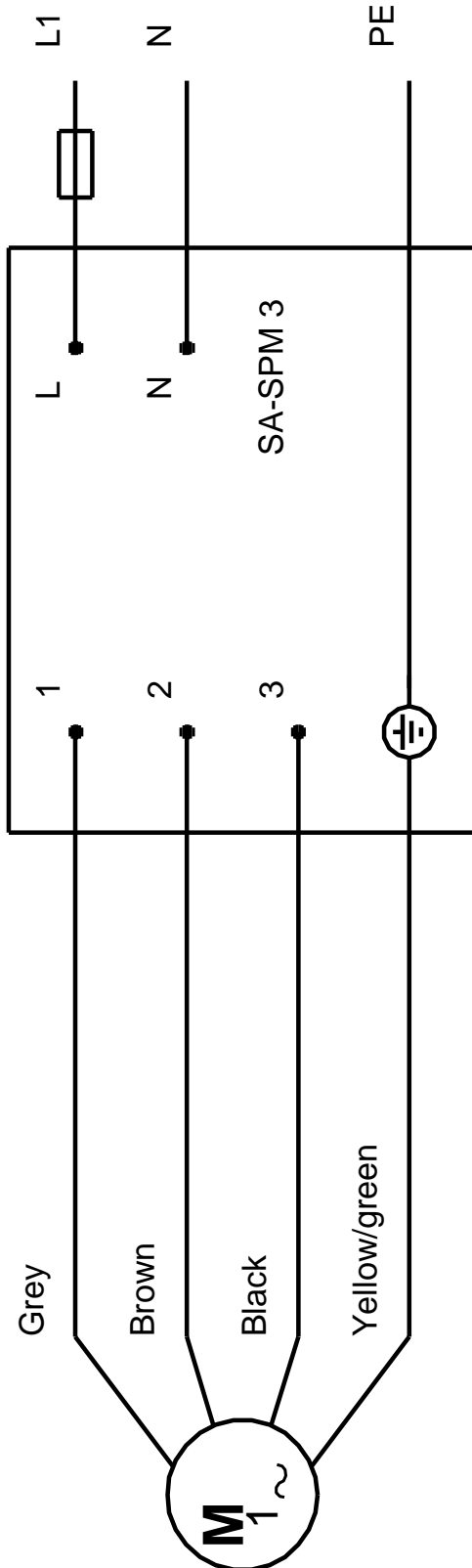
| Description                      | Value                |
|----------------------------------|----------------------|
| Minimum efficiency index, MEI %: | 0.50                 |
| ErP status:                      | EuP Standalone/Prod. |
| Net weight:                      | 27.4 kg              |
| Gross weight:                    | 29.2 kg              |
| Shipping volume:                 | 21.7 m <sup>3</sup>  |

**On request SP 5A-21 50 Hz**



Note! All units are in [mm] unless others are stated.  
Disclaimer: This simplified dimensional drawing does not show all details.

## On request SP 5A-21 50 Hz



Note! All units are in [mm] unless others are stated.